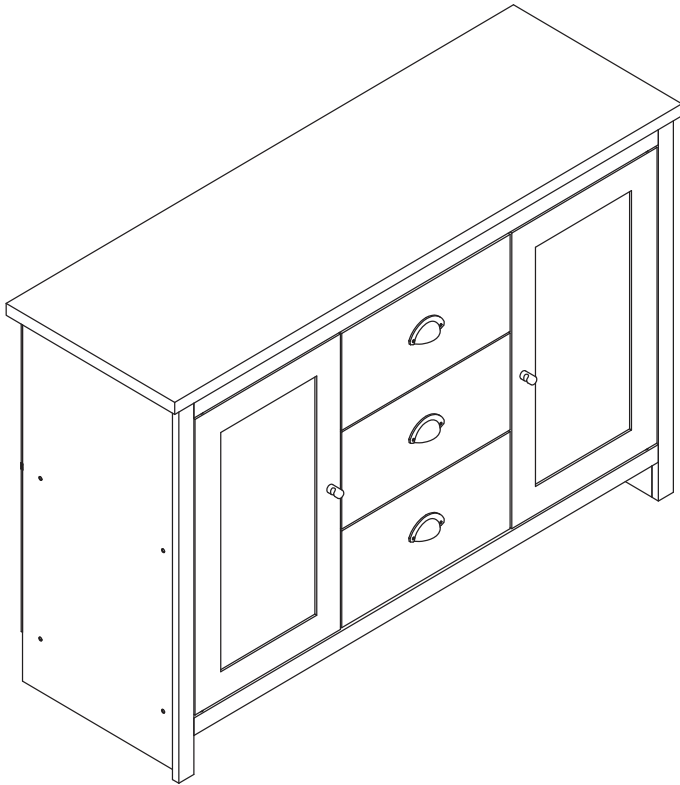


ICGSB119



**FRANÇAIS**

Conseils d'entretien.....	6
Conseils d'utilisation.....	7
Avertissements.....	8
Montage.....	9

**IMPORTANT, À CONSERVER  
POUR CONSULTATION ULTÉRIEURE :  
À LIRE ATTENTIVEMENT**

**ESPAÑOL**

Instrucciones de mantenimiento.....	6
Instrucciones de uso.....	7
Advertencia.....	8
Montaje.....	9

**IMPORTANTE, CONSERVAR PARA FU-  
TURAS CONSULTAS: LEER ATENTA-  
MENTE**

**ENGLISH**

Directions for maintenance.....	6
Directions for use.....	7
Warning.....	8
Assembly.....	9

**IMPORTANT, KEEP FOR FUTURE RE-  
FERENCE: READ CAREFULLY**

## NEDERLANDS

Onderhoud.....	6
Gebruiksaanwijzing .....	7
Waarschuwingen .....	8
Montage.....	9

**BELANGRIJK, BEWAAR VOOR  
TOEKOMSTIGE REFERENTIE:  
ZORGVULDIG LEZEN**

## PORTUGUÊS

Instruções para manutenção.....	6
Instruções de utilização .....	7
Advertência.....	8
Montagem.....	9

**IMPORTANTE, PARA CONSEGUIR FU-  
TURO REFERÊNCIA: PARA LER COM  
ATENÇÃO**

## ITALIANO

Consigli per la manutenzione .....	6
Consigli per l'uso .....	7
Avvertenze.....	8
Montaggio.....	9

**IMPORTANTE, SI PREGA DI CONSER-  
VARE PER RIFERIMENTO FUTURO:  
SI PREGA DI LEGGERE  
ATTENTAMENTE**

## DEUTSCH

Pflegehinweis .....	6
Verwendungstipps .....	7
Warnhinweise .....	8
Montage.....	9

**WICHTIG, FÜR SPÄTEREN  
GEBRAUCH AUFBEWAHREN:  
AUFMERKSAM LESEN**



Destiné à un usage domestique  
Destinado a un uso doméstico  
For domestic use  
Bestemd voor huishoudelijk gebruik  
Para uso doméstico  
Destinato ad un uso domestico  
Bestimmt für den Hausgebrauch



**Attention** : risques de blessures  
**Cuidado** : riesgo de lesión  
**Warning** : risk of injuries  
**Waarschuwing**: risico op verwondigen  
**Cuidado**: risco de ferimentos  
**Attenzione** : rischio infortunio  
**Warnung**: Verletzungsgefahr



Garantie : 2 ans  
Garantía : 2 años  
Warranty: 2 years  
Garantie: 2 jaar  
Garantia: 2 anos  
Garanzia : 2 anni  
Garantie: zwei Jahre



Poids maximal : 30kg  
Peso máximo : 30 kg  
Maximum weight : 30kg  
Maximale gewicht: 30kg  
Peso máximo: 30kg  
Peso massimo: 30kg  
Maximale Belastbarkeit: 30kg

## CONSEILS D'ENTRETIEN / INSTRUCCIONES DE MANTENIMIENTO / DIRECTIONS FOR MAINTENANCE / ONDERHOUD / INSTRUÇÕES PARA MANUTENÇÃO / CONSIGLI PER LA MANUTENZIONE / PFLEFEHINWELS

---

FR

Dépoussiérer régulièrement avec un chiffon propre, doux et sec.  
Proscrire tout abrasif et produits acides. Ne jamais employer de solvants

ES

Quitar el polvo regularmente con un paño limpio, suave y seco.  
No utilice productos abrasivos o ácidos. No utilice nunca disolventes de limpieza

EN

Regularly dust with a clean, soft and dry cloth.  
Do not use any abrasive or acidic products. Never use cleaning solvents

NL

Stof regelmatig af met een schone, zachte en droge doek.

PT

Limpar o pó regularmente com um espanador limpo, macio e seco.  
Proibir qualquer esfregão e produtos ácidos. Nunca utilizar solvente de limpeza.

IT

Spolverare regolarmente con un panno pulito, morbido e asciutto.  
Non usare prodotti abrasivi o acidi. Non usare mai solventi.

DE

Regelmäßig mit einem sauberen, weichen und trockenen Tuch abstauben.  
Keinesfalls: abrasive und ätzende Reinigungsprodukte anwenden. Verwenden Sie niemals Lösungsmittel.

# CONSEILS D'UTILISATION / INSTRUCCIONES DE USO / DIRECTIONS FOR USE / GEBRUIKSAANWIJZING / INSTRUÇÕES DE UTILIZAÇÃO / CONSIGLI PER L'USO / VERWENDUNGSTIPPS

---

FR

Pour des raisons de stabilité, et afin de préserver les pas de vis d'un serrage de travers, il est impératif d'assembler manuellement tous les éléments, et de serrer toutes les vis à la main dans un premier temps. Une fois l'assemblage terminé, vous pouvez procéder au serrage de la visserie de manière plus ferme.

ES

Para garantizar la estabilidad y evitar que las roscas de los tornillos se deformen, es imprescindible empezar por montar y atornillar cada pieza a mano. Una vez completado el montaje, se puede proceder a apretar los tornillos con mayor firmeza.

EN

To ensure stability and in order to prevent the srew threads from becoming deformed, it is essential to start by assembling and screwing in each piece by hand. Once the assembly is complete, you can proceed to tighten the screws more firmly.

NL

Omwille van de stabiliteit en om doordraaien te voorkomen, is het van cruciaal belang om alle elementen handmatig te monteren en alle schroeven in eerste instantie met de hand aan te halen. Na de montage kunt u de schroeven steviger vastzetten.

PT

Por razões de estabilidade e a fim de preservar o alinhamento da estrutura, é imperativo montar cada peça à mão em primeiro lugar. Uma vez terminada a montagem, é possível proceder ao aperto firme do parafuso.

IT

Per ragioni di stabilità e per proteggere le filettature delle viti da un errato serraggio, è imperativo assemblare tutti gli elementi a mano e stringere tutte le viti a mano all'inizio. Una volta completato il montaggio, le viti possono essere serrate più saldamente.

DE

Aus Stabilitätsgründen und um ein Überziehen der Gewinde zu verhindern, müssen unbedingt alle Komponenten manuell zusammengebaut und alle Schrauben zuerst von Hand angezogen werden. Sobald die Montage abgeschlossen ist, können Sie die Hardware fester anziehen.

# AVERTISSEMENTS / WAARSCHUWINGEN / WARNHINWEISE / WARNING / ADVERTENCIA / ADVERTÊNCIA / AVVERTENZE

---

FR

**ATTENTION** : Risque de blessure grave ou mortelle en cas de basculement du meuble. Pour éviter que le meuble ne bascule, il faut le fixer au mur de façon permanente à l'aide des pièces incluses pour la fixation.

Les vis et chevilles ne sont pas incluses car leur choix dépend du matériau du mur sur lequel est fixé le meuble. Utilisez des vis et chevilles adaptées au matériau du mur.

ES

**PRECAUCIÓN**: Riesgo de lesiones mortales o graves en caso de que el mueble se vuelque.

Para evitar que el mueble se caiga, debe fijarlo a la pared de forma permanente con las piezas de fijación incluidas.

Los tornillos y tacos no están incluidos, ya que la selección de estas piezas depende del material de la pared en la que se fijará el mueble. Utilice los tornillos y tacos adecuados para el material de su pared.

EN

**CAUTION**: Risk of mortal or serious injuries in case of the furniture toppling over. To avoid the furniture falling, you must fix it to the wall permanently with the included fixing pieces. Screws and dowels are not included, as the selection of these parts is dependent on the wall material that the furniture will be fixed to. Use the correct screws and dowels for your wall material.

NL

**WAARSCHUWING** : Wanneer meubels omvallen, kaner ernstig of levens bedreigend beklemmingsletsel ontstaan. Om te voorkomen dat dit meubel omvalt, dient dit permanent met de meegeleverde wandbevestigingen aan de wand te worden bevestigd.

Bevestigingsbeslag voor de wand is niet inbegrepen, aangezien verschillende soorten bevestigingsbeslag dat geschikt is voor de wanden in je huis.

PT

**CUIDADO**: Riscos de ferimentos mortais ou graves em caso de tombamento do mobiliário.

Para evitar o tombamento do mobiliário, é necessário fixá-lo permanentemente na parede com as peças de fixação incluídas.

Os parafusos e cavilhas não estão incluídos, a sua escolha depende do material da parede em que o mobiliário será fixado.

IT

**ATTENZIONE**: Rischio di lesioni gravi o morte se il mobile si rovescia. Per evitare che i mobili si ribaltino, devono essere fissati in modo permanente alla parete utilizzando gli elementi di fissaggio inclusi.

Viti e tasselli non sono inclusi perché la loro scelta dipende dal materiale del muro a cui il mobile è attaccato. Usare viti e tasselli adatti al materiale della parete.

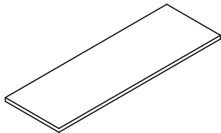


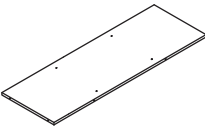



DE



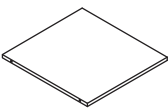

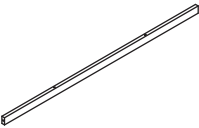

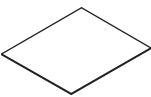
**ACHTUNG** : Wenn Möbelstücke umkippen, können ernste oder lebensgefährliche Verletzungen durch Einklemmen die Folge sein. Um zu verhindern, dass dieses Möbelstück umkippt, muss es mit der beigegepackten Vorrichtung zur Wandbefestigung fest an der Wand verankert werden.

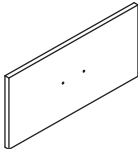

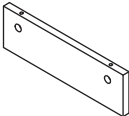
Beschläge für die Wandbefestigung sind nicht beigegepackt, da sie von der Beschaffenheit der Wand und des Untergrundmaterials abhängig sind. Befestigungsbeschläge.

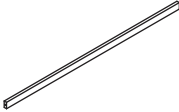

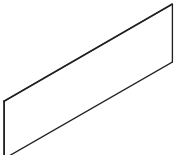


# MONTAGE / MONTAJE / ASSEMBLY / MONTAGEM / MONTAGGIO

1		× 1
3		× 1
5		× 1
7		× 1
9		× 1
11		× 3
13		× 3

2		× 1
4		× 1
6		× 2
8		× 1
10		× 1
12		× 3
14		× 3

15		x 3
17		x 1
19		x 1

16		x 1
18		x 1
20		x 2

A



x 30

B



x 30

C



x 6

D



x 6

E



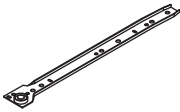
x 44

F



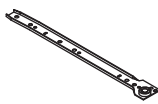
x 8

G



x 3

H




x 3

I



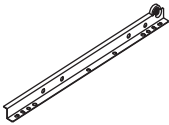
x 24

J



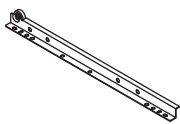
x 28

K



x 3

L



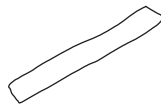
x 3

M



x 3

N



x 2

P



x 1

Q



x 2

R



x 4

S



x 2

T



x 2

U

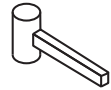


x 2

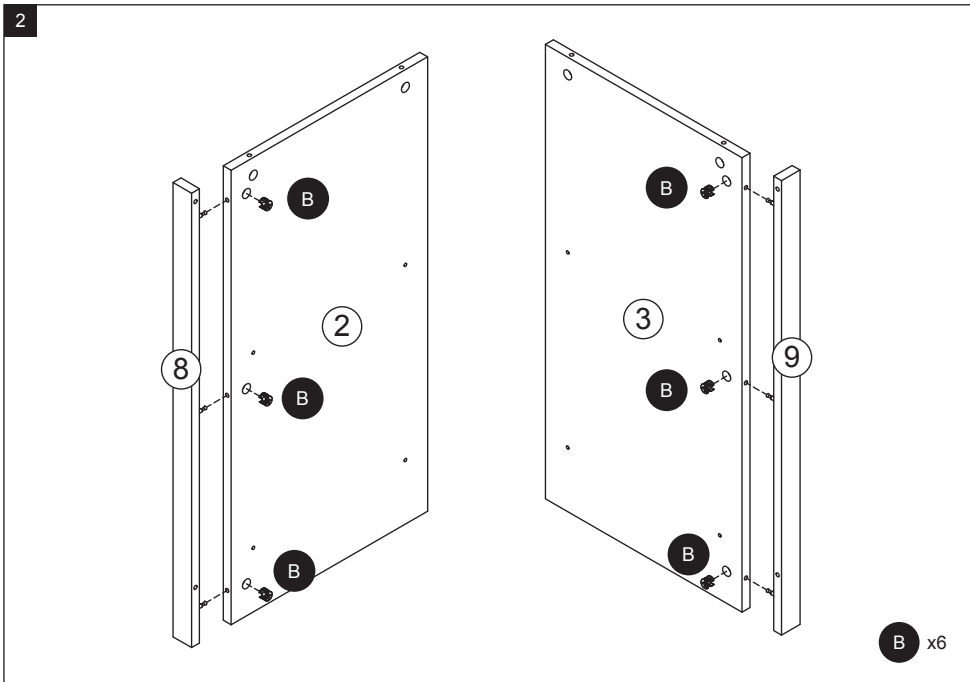
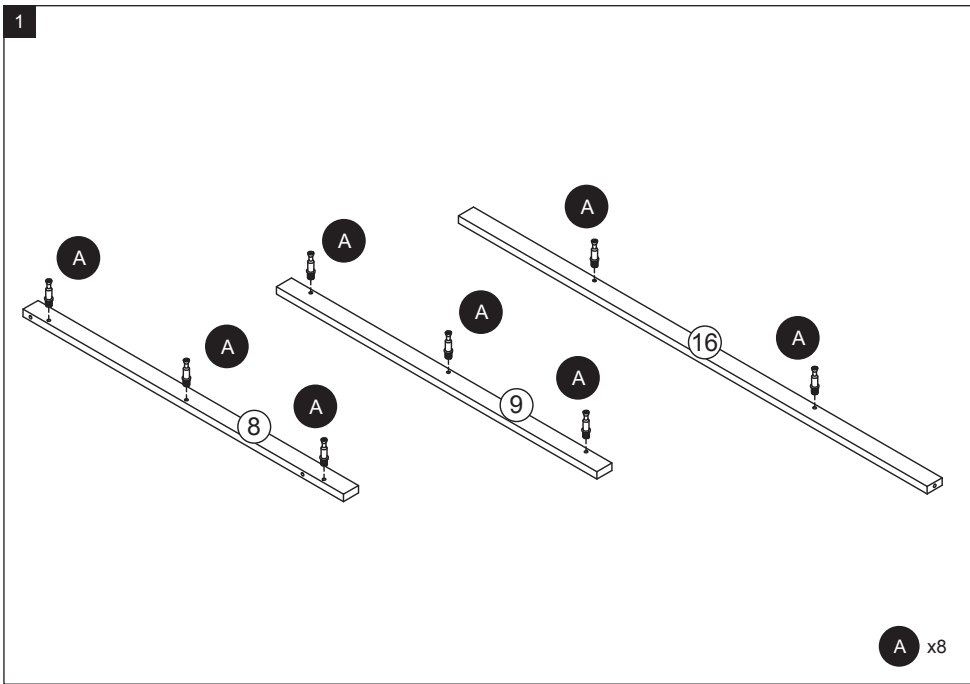
Outils nécessaires :



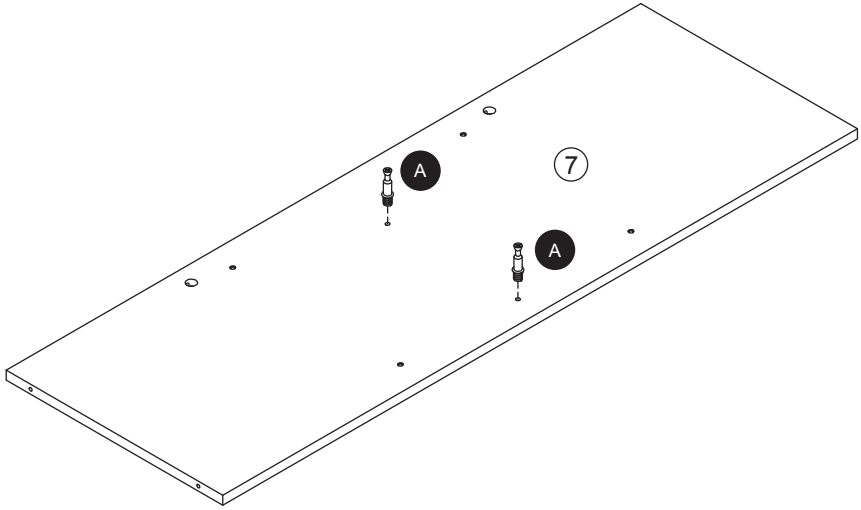
Tournevis



Marteau

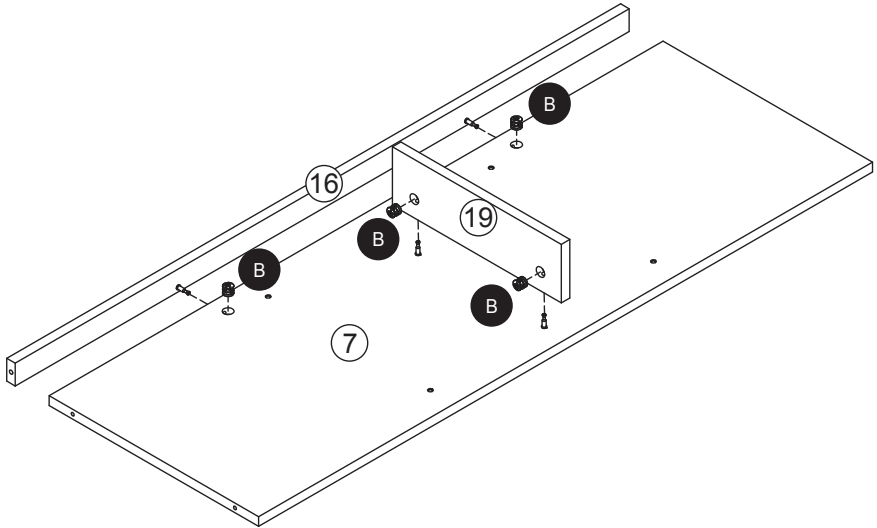


3



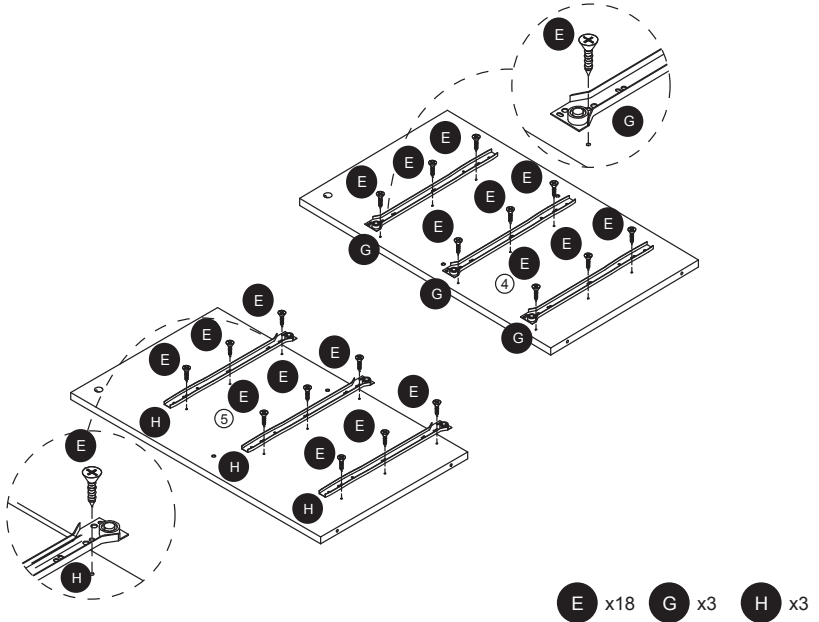
A x2

4

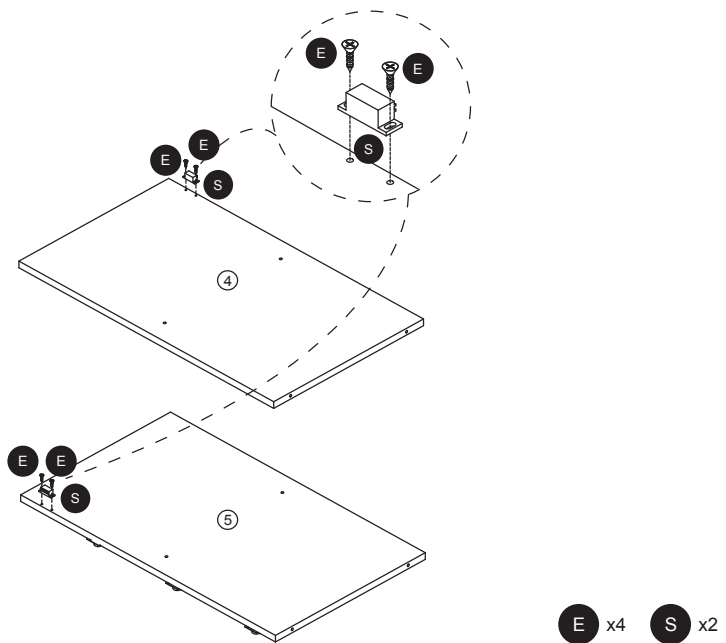


B x4

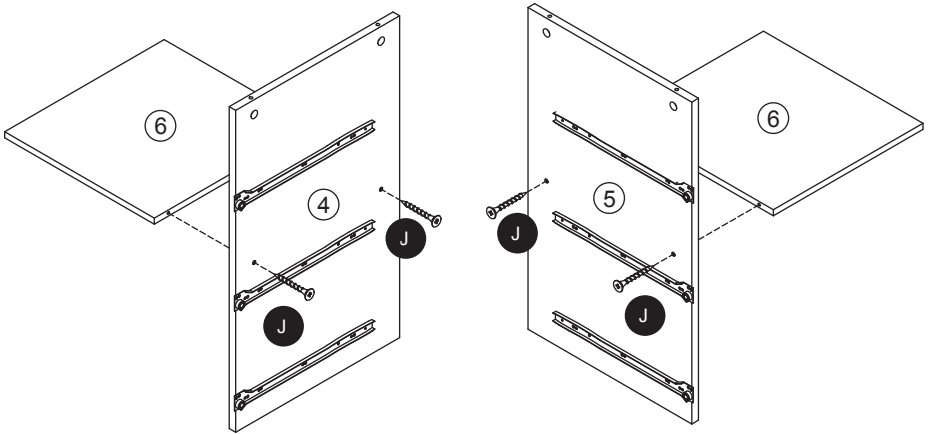
5



6

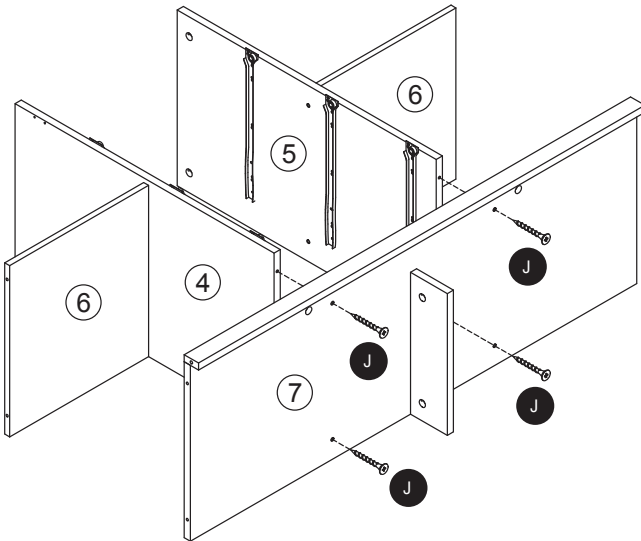


7



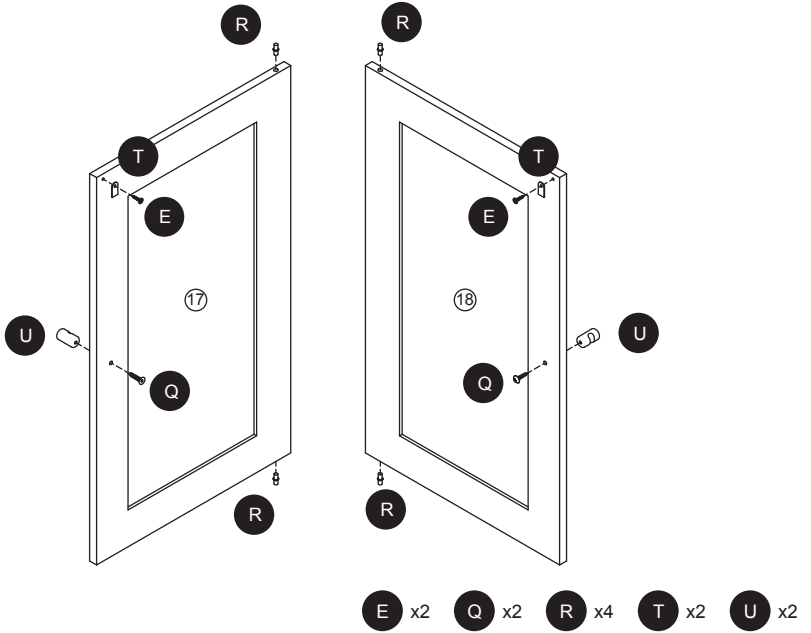
J x4

8

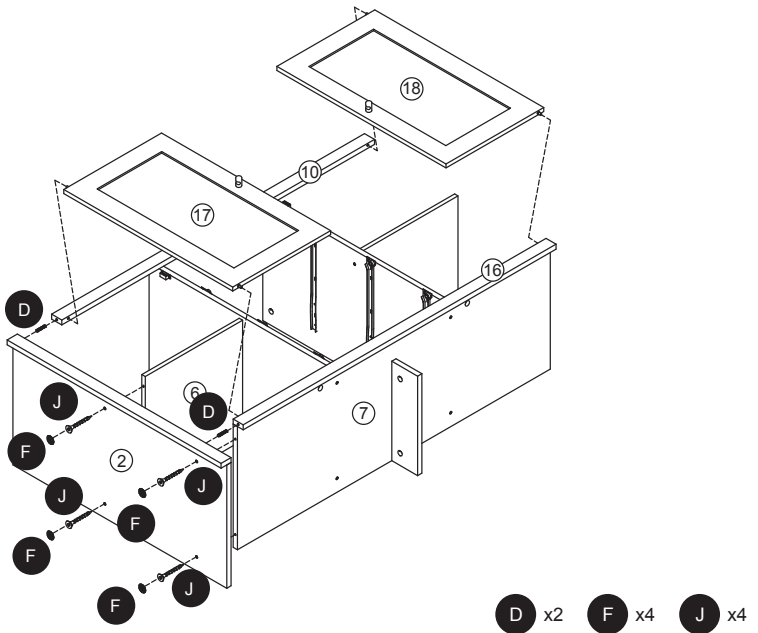


J x4

9

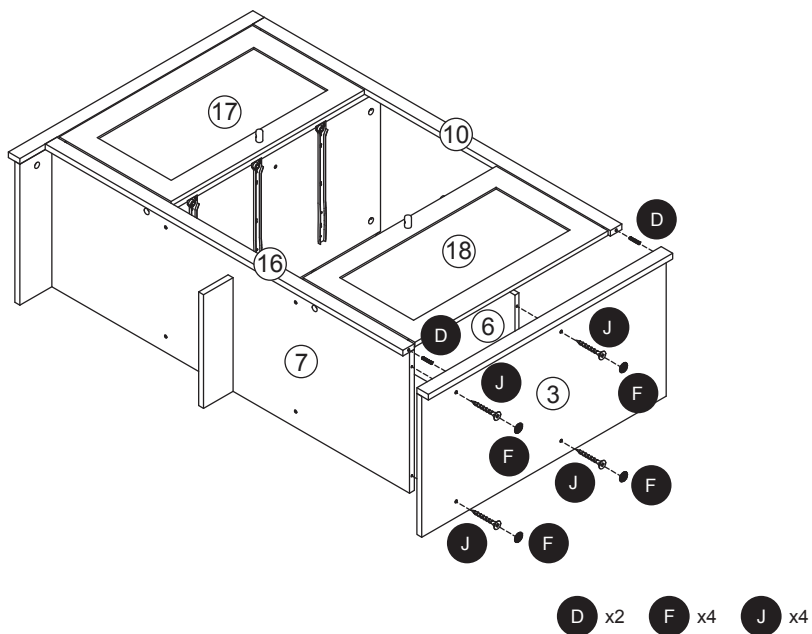


10

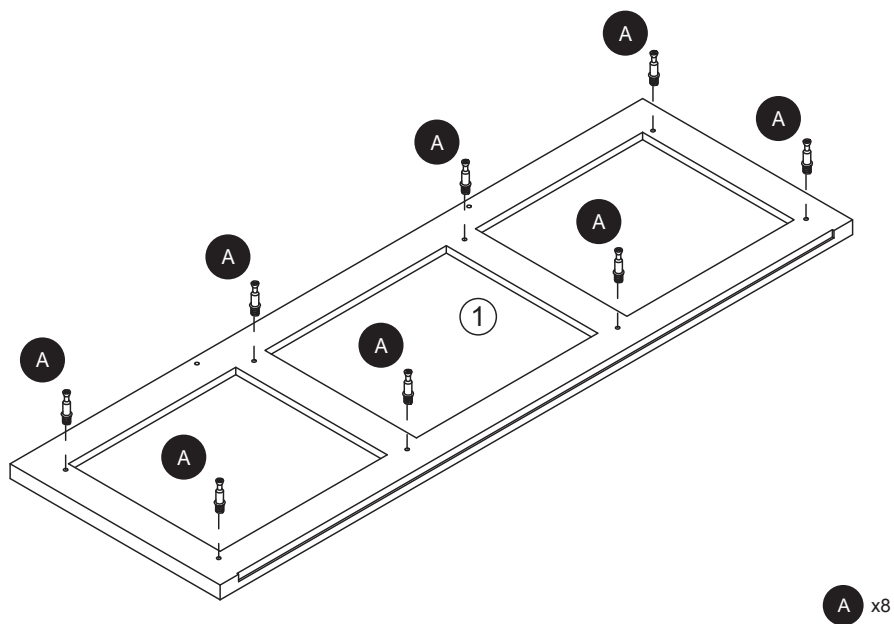




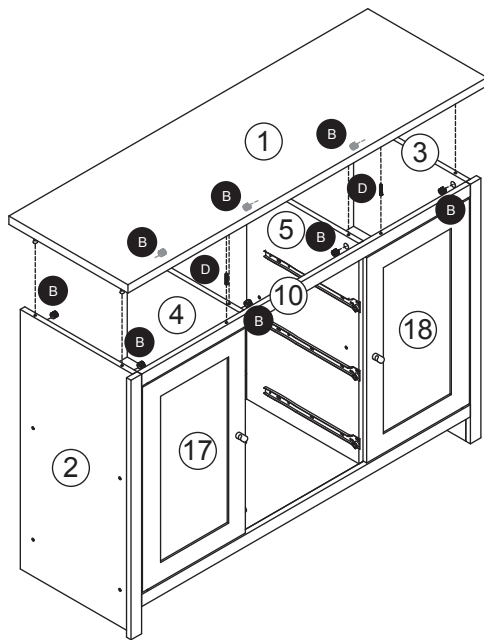
11



12

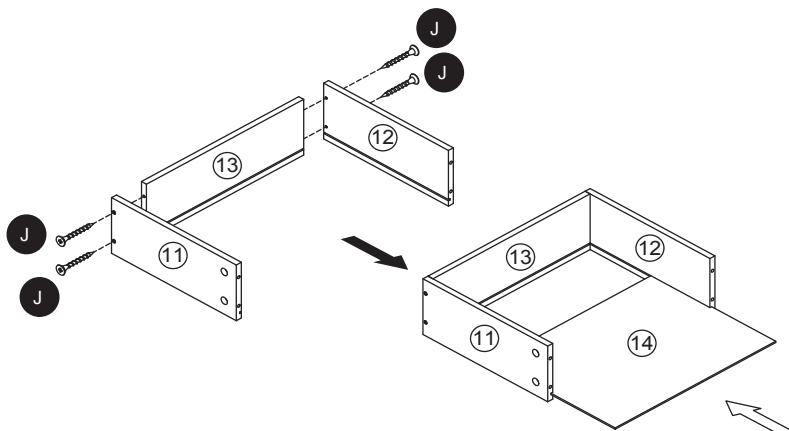


13



B x8 D x2

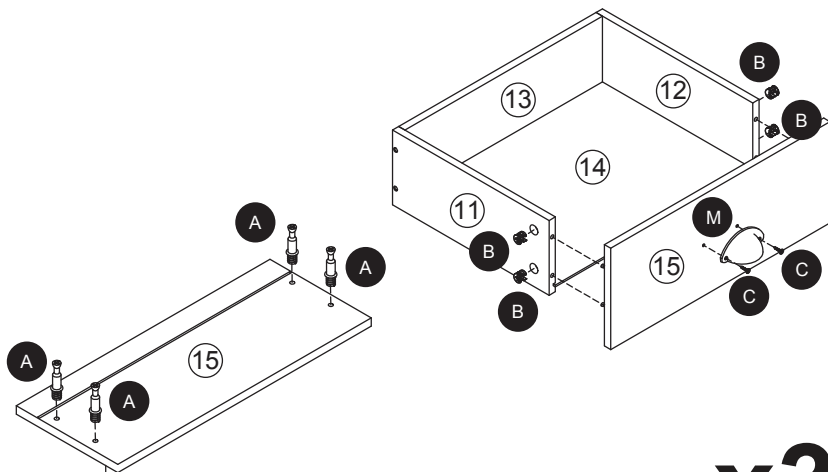
14



x3

J x12

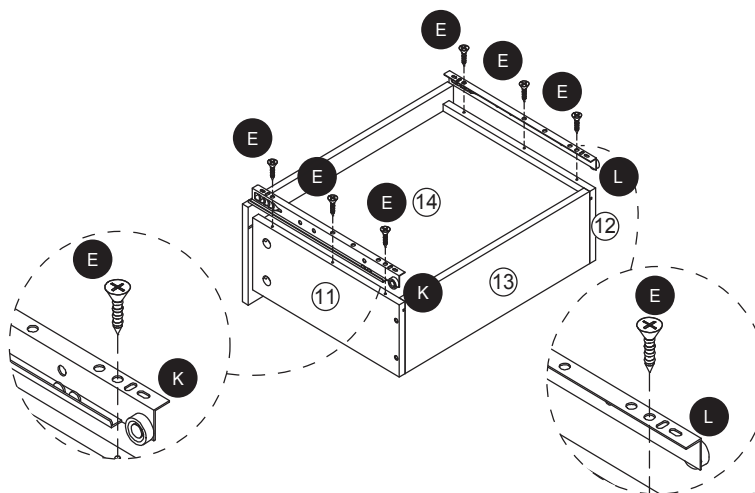
15



x3

A x12 B x12 C x6 M x3

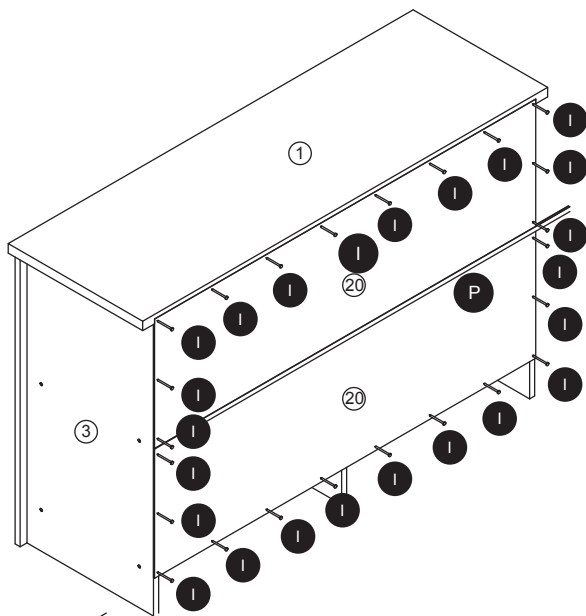
16



x3

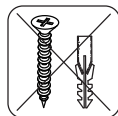
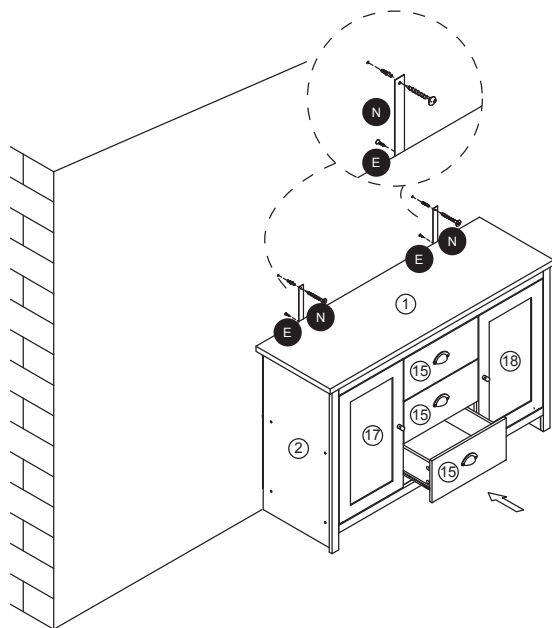
E x18 K x3 L x3

17

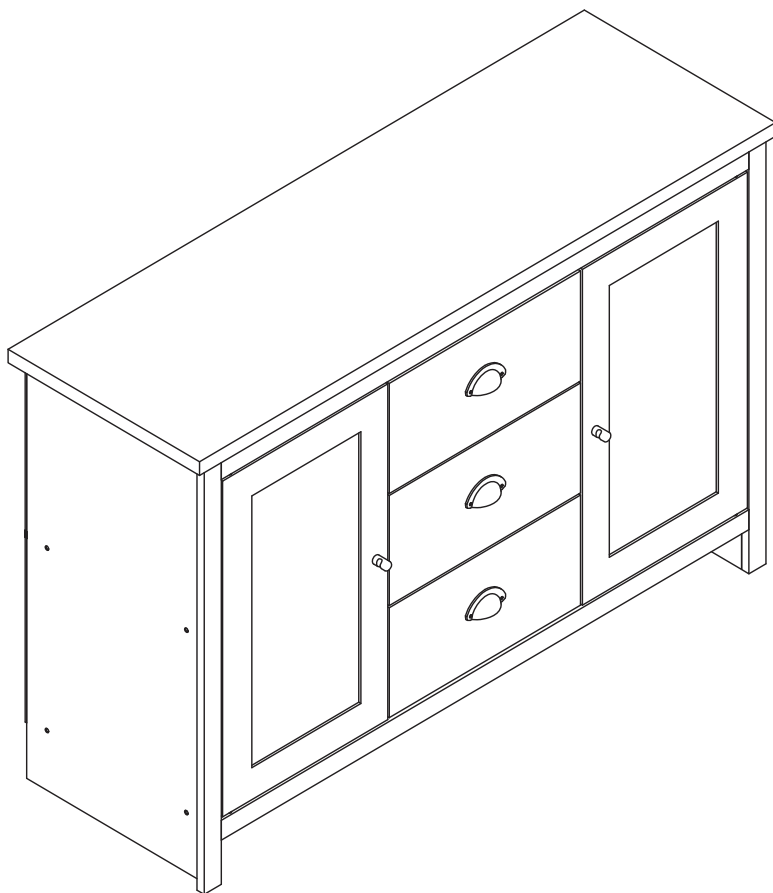


I x24 P x1

18



E x2 N x2



IMPORTÉ PAR WALIBUY SAS  
270 avenue de l'Espace, 59118 WAMBRECHIES - FRANCE  
Service après vente : **sav.alicesgarden.fr - sav.alicesgarden.be**

---

IMPORTADO POR WALIBUY SPAIN SL  
Carrer de Mallorca 289, Entresuelo 2, 08037 BARCELONA - ESPAÑA  
Servicio postventa : **alicesgarden.es/cms/contacto**

---

IMPORTED BY ALICE'S GARDEN UK LTD  
Office G07, Dowgate Hill House, EC4R 2SU London - UNITED KINGDOM  
After sales service: **alicesgarden.co.uk/cms/contact-us**

---

INGEVOERD DOOR WALIBUY SAS  
270 avenue de l'Espace, 59118 WAMBRECHIES - FRANKRIJK  
After-sales : **aftersales.alicesgarden.nl - aftersales.alicesgarden.be**

---

IMPORTADO PARA WALIBUY SPAIN SL  
Carrer de Mallorca 289, Entresuelo 2, 08037 BARCELONA - ESPAÑA  
Serviço pós-venda : **alicesgarden.pt/cms/contacto**

---

IMPORTATO DA WALIBUY ITALIA S.R.L  
Via Torino 60, 20123 MILANO - ITALIA  
Contatto : **contatto@alicesgarden.it**

---

IMPORTED BY ALICE'S GARDEN OUTDOOR PTY LTD  
135-153 New South Head Road, Edgecliff NSW 2027 - AUSTRALIA  
Contact : **service@alicesgarden.com.au**

---

IMPORTIERT VON WALIBUY SAS  
270 AVENUE DE L'ESPACE, 59118 WAMBRECHIES - FRANKREICH  
Kundendienst : **kundenservice@alicesgarden.de**

---